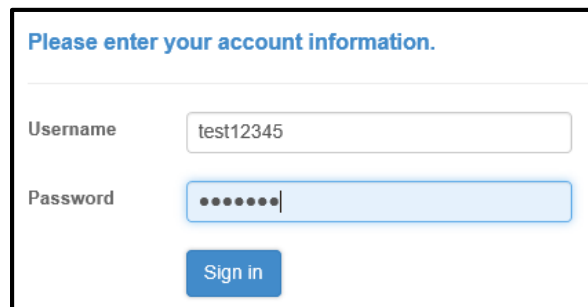


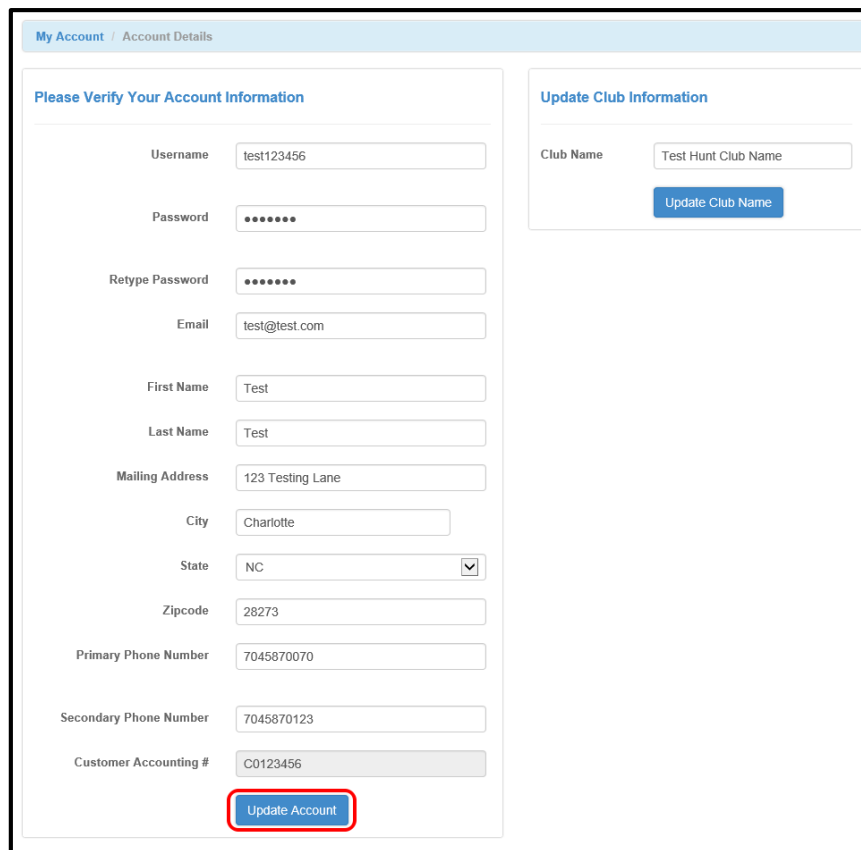
# How to Create & E-Sign Your License Agreement

1. Click the “Sign In” button on the home page, then login to your account using the username and password that were provided.



The screenshot shows a login form with the heading "Please enter your account information." It contains two input fields: "Username" with the value "test12345" and "Password" with masked characters ".....". Below the fields is a blue "Sign in" button.

2. Verify that your account information is correct, then click “Update Account”:



The screenshot shows the "My Account / Account Details" page. It is divided into two main sections. The left section, "Please Verify Your Account Information", contains fields for Username (test123456), Password (masked), Retype Password (masked), Email (test@test.com), First Name (Test), Last Name (Test), Mailing Address (123 Testing Lane), City (Charlotte), State (NC), Zipcode (28273), Primary Phone Number (7045870070), Secondary Phone Number (7045870123), and Customer Accounting # (C0123456). The right section, "Update Club Information", has a Club Name field (Test Hunt Club Name) and an "Update Club Name" button. At the bottom of the page is a blue "Update Account" button, which is highlighted with a red rectangle.

3. Click on the RLU number in the “My Reservations” column:

The screenshot shows the 'My Account' page. At the top left, there is a section for 'Account Information' with the following details: Test Test, 123 Testing Lane, Charlotte, NC 28273, Email: test@test.com, Phone: (704) 587-0070, and Customer Accounting #: C0123456. An 'Edit' button is located below this information. To the right, a box indicates 'Total Club Members associated with this account : 1' with an 'Edit Club Members' button. Below that, a message states 'You have 1 new Message'. The page is divided into three columns for 'Active licenses currently held by the clubs'. The first column, 'My Licenses', shows 'No Active License.'. The second column, 'My Reservations', shows a reservation with RLU # AMER-012915-01 (highlighted with a red box), 40.26 Acres, and Reserved on 5/3/2016 at 10:18:27 AM. The third column, 'Current Bids', shows 'No Active Bids.'

You will be directed to the “Reservation Details “page where you are given the opportunity to accept the reservation that has been made to your account. To do so, click the “Accept Reservation” button:

The screenshot shows the 'Reservation Details' page. At the top, it says 'My Account / Reservation Details'. The main heading is 'Reservation Details.'. Below this is a table with the following information:

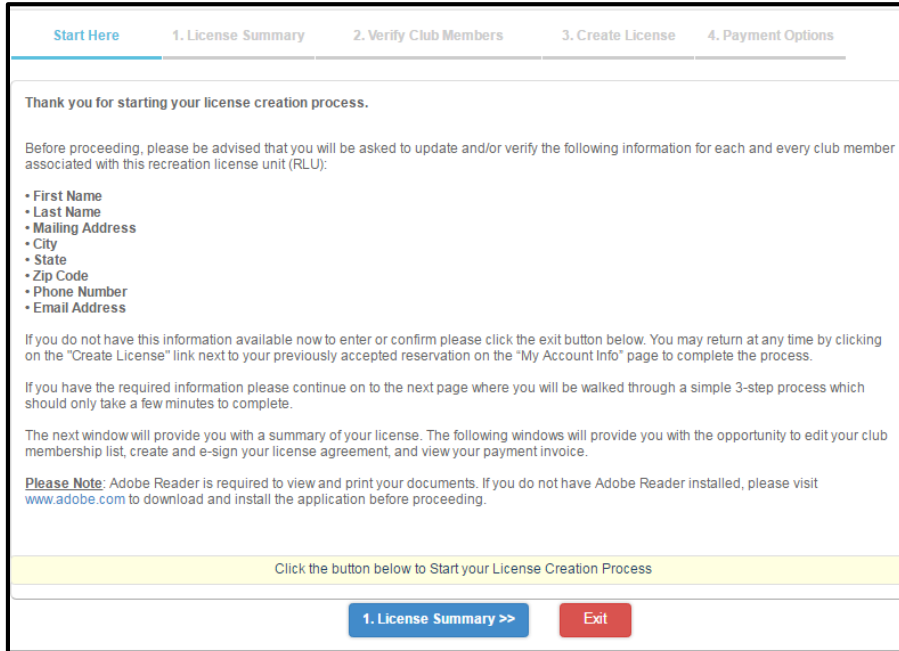
Club Name	Test Hunt Club Name
RLU #	AMER-012915-01
Location	Pike County, AR
Acres	40.28
Tract	Emerald Forest 20 - 12915
License Start Date:	Jul 01, 2016
License End Date:	Jun 30, 2017
Reserved On:	May 03, 2016
License Fee:	\$400.00
Payment Due Date:	Jun 30, 2016
License Terms:	1 Terms
Property Maps:	<input type="checkbox"/> Aerial <input type="checkbox"/> TOPO <input type="checkbox"/> Location

At the bottom of the page, there are two buttons: 'Accept Reservation' (highlighted with a red box) and 'Decline'.

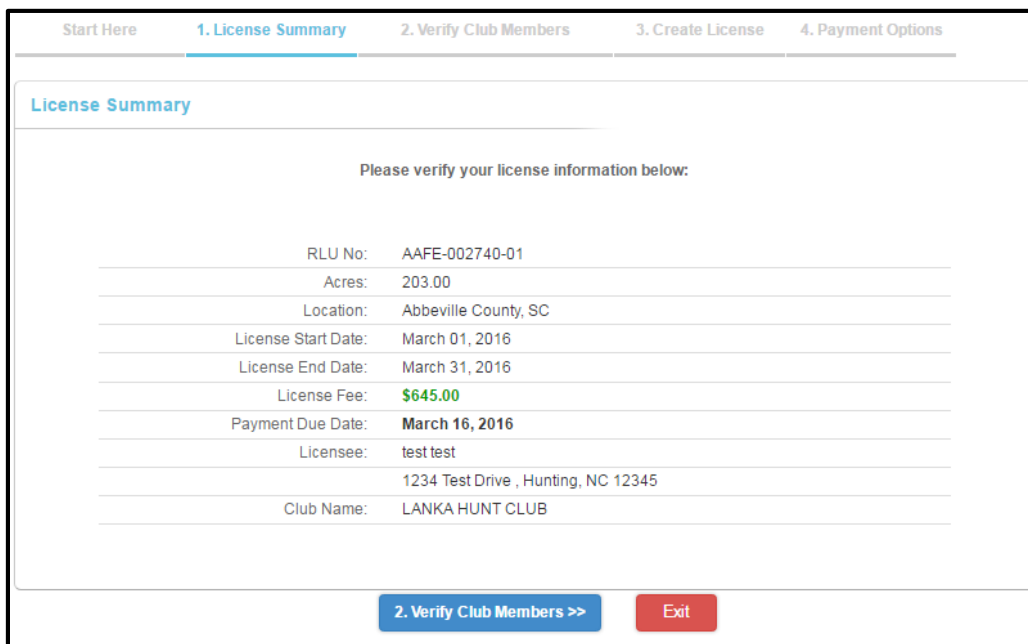
After accepting the reservation, you will automatically be directed to the license creation wizard. You will be given step-by-step instructions that walk you through editing your club member list, e-signing your license agreement, payment instructions, and the opportunity to download other documents related to your license.

Be sure to carefully read the directions on each page to verify the information before creating the License Document. To proceed through the tabbed pages, click the button located at the bottom center of the screen. You can select the “Exit” button located at the bottom right of the screen to exit the wizard at any time.

1. Start Here: Outlines the License creation process and lists the items you will need to finalize the reservation (i.e.club member addresses, phone numbers, and email addresses (if available)). Click “License Summary” to proceed to the next tab.



2. License Summary: Displays the reservation information for your club. Verify that the RLU number, price, payment due date, and the License start and end date are correct and click “Verify Club Members” to proceed to the next tab.



3. Verify Club Members: Displays your hunt club’s information. It is very important that you make sure this page lists all of your club’s members with their correct address, phone number, and email address. Click “Create License” to proceed to the next tab.

Start Here   1. License Summary   **2. Verify Club Members**   3. Create License   4. Payment Options

**Verify Club Members** lanka Hunt Club

Total Club Members: 2

Click [here](#) to add new members to the club.

[Download Members List](#)

Name	Address		
Jane Doe	1234 Test Road , Test Town - NC 12345		
John Doe	1234 Test Drive , Test - NC 56456		

[3. Create License >>](#)   [Exit](#)

4. Create License: Allows you to create your License document. When you are sure that all of the reservation information is correct, click “Create License Document”.

Start Here   1. License Summary   2. Verify Club Members   **3. Create License**   4. Payment Options

**Create License**

Current Year RLU Price : **\$234.00**

Click the button below to create and e-sign your license agreement. After you have e-signed your license agreement, you will be directed to the Payment Options page.

[Create License Document](#)

[Exit](#)

Click the "I Agree" button to accept the terms and conditions of the License agreement. Once you have agreed to the terms and conditions, you have successfully e-signed your hunting license!

**HUNTING LICENSE**

THIS HUNTING LICENSE (this "License"), made effective this 4th day of April, 2016 between **AAFES Timberland Investments Limited Partnership** having a mailing address of 1180 Peachtree Street, NE Suite 1810, Atlanta, Georgia 30309 ("Licensor") and test test ("Licensee") and who for purposes of this License has one mailing address of:

Contact Person: TEST TEST  
Street Address: 1234 Test Drive  
City, State, Zip: Hunting, NC 12345  
Daytime Phone: 1234567890  
Email Address: test@test.com

Licensee, as defined herein, shall include only those members set forth on the attached Exhibit C, unless further written consent is obtained from Licensor

**WITNESSETH:**

IN CONSIDERATION OF THE SUM OF \$645.00 the ("License Fee"), to be paid by Licensee to Licensor as hereinafter provided, Licensor, upon and subject to the terms, provisions and conditions hereinafter set out and referred to, hereby grants to Licensee a revocable License to enter upon the real property described on Exhibit "A" attached hereto and by this reference made a part hereof (the "Premises" or "Property") for hunting purposes only, for the period beginning on March 01, 2016 and ending at midnight on March 31, 2016 (the "Term").

Page 1 of 9

By clicking "I Agree", we, or I, acknowledge ourselves to be bound by all the terms and conditions of this Recreation License individually and as club members. Furthermore I acknowledge that I have been designated as the Licensee Representative authorized by club members to communicate with Licensor and conduct all business necessary to exercise the club privileges under this Recreation License.

5. Payment Options: Please mail Certified Check or Money Order to the address listed in the "Payment Invoice" PDF document.

Start Here    1. License Summary    2. Verify Club Members    **3. Create License**    4. Payment Options

---

**Create License**

Current Year RLU Price : \$645.00

✔ Your license document has been created and submitted.

Please do not mail your license agreement.

License agreement and all related documents can also be accessed from your account page by clicking on the "Download Documents" link.

View License Agreement:

Start Here   1. License Summary   2. Verify Club Members   3. Create License   **4. Payment Options**

---

**Payment Options**

Total Amount Due: **\$645.00**

---

Payment Due Date: **March 16, 2016**

---

Mail Payments To: **TIG Hunting Leases  
8809 Lenox Pointe Drive, Suite F  
Charlotte, NC 28273**

---

Make Check Payable To: **AAFES Timberland Investments Limited Partnership**

Please print and mail the payment invoice, along with your certified check or money order made payable to "AAFES Timberland Investments Limited Partnership".

---

**Note: Personal checks are NOT accepted.**

---

All related documents can also be accessed from your account page by clicking on the "Download Documents" link.

---

View:   [Payment Invoice](#)   [Lease Document](#)

[Click here to go back to your Account Information page.](#)

After the License document and payment you submit are received and approved, you will receive an email informing you that your License has been "**Executed**". Nothing will be mailed back to you, so please access your account for a copy of your License agreement.